



***NEO98S/AG
Battery Pack
Instructional Manual***

THIS BATTERY SHIPS IN STORAGE MODE.

Press the LED button to awaken the battery pack. You may also charge the battery pack full to awaken. Keep in mind some 3rd party chargers will not charge the pack when in storage mode. If the battery is in storage mode(LCD blank), the battery pack is functional, but no smart data transmission will occur.

Introduction:

Thank you for your choice in purchasing a Core SWX battery pack. The battery is designed to improve and assist you in your mobile powering requirements. This product is at the pinnacle of technological advancements, offering the features and performance of several different products, making it the most advanced battery product in the industry.

Please read this manual to help you understand and capitalize on the features of this battery.

Features:

Features:

- RunTime LCD
- On-Board Microprocessor stores: Name, Serial Number, Voltage, Temperature, Current, Chemistry Type, Charge Cycles, and Date of Manufacturing.
- The Viewfinder Capacity Display communicates with the camera to display your remaining battery capacity in your camera's viewfinder. This includes Sony, BMD and RED DSMC2 models.
- Four Stage, accurate, LED power gauge.
- No memory effect.
- Temperature, current, and voltage protection.
- Rubberized casing provides a shock absorbing, non-slip shell to protect the battery pack.
- Incorporated ptap/dtap provides unregulated power(11v-16.8v), as well as a 5v USB. The USB can also be used as a firmware update port.

*contact Core SWX for confirmation of battery charger compatibility if using other chargers.

Operation:

1. Charging the Battery:

- CoreSWX HC batteries were designed to be used with CoreSWX chargers. Any other charger may damage the battery and/or the charger. Please contact us before using other chargers.
- CoreSWX batteries can be recharged in any charge condition.

- Charge the battery in ambient temperature range of 0°C and 45°C. For best results charge in an environment between 10°C and 35°C. Charging in conditions outside the aforementioned ranges may inhibit the pack from reaching maximum charge capacity.

2. Discharging the battery:

- Maximum continuous discharge for the is 12A(144W) with a 10second peak discharge rate of 16A(192W)
- The LCD automatically switches between 3 different phases; Normal RT(based on default 30wh draw), Remaining RT(based on actual draw, when in use), and Remaining Charge Time(when connected to a charger).
- Press the side LED button for 1 second to activate the backlight feature.
- During operation, the battery samples the current entering or exiting the battery in 7 second intervals. During the charging process, the charge current fluctuates, causing the Charge Time readings to vary.

LED Indication Guide:

Remaining	LED1	LED2	LED3	LED4
0%	Off	Off	Off	Off
less than 10%	Blinking	Off	Off	Off
10-25%	On	Off	Off	Off
26-50%	On	On	Off	Off
51-75%	On	On	On	Off
76-100%	On	On	On	On


Overtime the RunTime LCD and power gauge's accuracy is dependent upon a full charge and discharge. At least once every 2 months the battery should be fully cycled(discharged and echarged) so the battery can relearn the capacity of the battery.

Battery Storage:

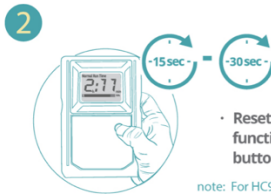
In the event the battery pack won't be used for an extended period of time, store the battery pack at 40% charged in an environment between 10°C and 35°C. Every two months the battery pack should be fully cycled to reduce the change of self discharge and capacity loss.

Reset/restore Function:

In the event the battery shuts down, it is possible the battery pack's protection internal circuitry was activated. To restore the pack, following the steps below:



- If it's an Anton Bauer™ charger, and the battery is fully dead, pop it on and off a handful of times to charge it enough to wake it up to charge.



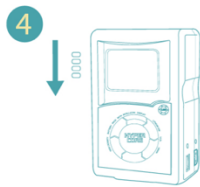
- Reset the sleep mode function by pressing LED button for 15 to 30 sec

note: For HC9 mini battery packs press side LED button




- A hard reset through P-Tap

note: Only Battery packs with serial #BPS81 will have this option



- Fully discharge the battery and charge



- If batteries that can be halved, discharge fully and recharge



Firmware Update Function:

The packs are equipped with a USB port which serves as an 5v output (for charging/powering devices) as well as a firmware update port. In the event of a firmware update, connect a USB-A-USB-A cable to the battery pack, and a PC or MAC. Once connected, you will see the LED on the bottom of the pack flash RED and GREEN. A folder will present on your Desktop and drag/drop the updated firmware packet into the folder. Firmware updates will take up to 30 seconds, but best to wait 1 minute prior to disconnecting the pack from the computing device. To disconnect, drag the firmware update folder into the Recycle bin, similar to disconnecting a Flash Drive. It is then safe to disconnect the pack from the computing device.

Notes on Use:

- An increase in temperature is normal during charging and discharging.
- Make sure to keep battery contacts clean.
- Do not attempt to disassemble the battery. Please contact Core SWX for any service issues.
- Keep batteries separated when transporting.
- Keep battery pack dry and avoid use in humid environments.

NEOS98S and NEOS98AG Air Transport Compliance

The battery pack models listed above is suitable for air transport as a non-hazardous article under the regulations of the IATA, the ICAO, and the UN. The packs contain less than 8 grams of equivalent lithium content. This quantity is in compliance with section A45-2* of the Hazardous Substance Standards of the ICAO. The

The packs are suitable for air transport as a non-hazardous article. * Section A45-2: Lithium cells and lithium batteries are not subject to these instructions if they meet the following requirements: For a lithium ion battery the aggregate equivalent content is not more than 8g.

Specification Data:

NEOS98S: V-mount Connection
NEOS998AG: 3-Stud Mount Connection

Capacity: 98Wh(14.8v, 6.6Ah)

Size: 3.8" x 5.87" x 1.49

Weight: 1.4lbs.

Normal Runtime: (25w) 3.6hrs.

Load: 16A peak/12A continuous

Warranty:

This product is warranted to the Original Purchaser against all defects in material and or workmanship for the period herein.

The warranty period shall be, 2 years for parts and labor, unless otherwise noted. Core SWX agrees to pay equal return freight costs to return the product the same method it was received. In the event of an issue, purchaser agrees to the below RMA procedure.

Procedure:

1. Go to <http://www.coreswx.com/repairsreturns> and fill out the online form
2. Print the RMA number confirmation, and ship the product needing service to Core SWX, LLC. along with RMA number confirmation, and copy of bill of sale.
3. All shipments must be done either through UPS or FEDEX, and insured if necessary
4. Core SWX, LLC. is not responsible for any lost shipments.

Core SWX reserves the right to repair or replace any defective product under warranty after Core SWX determines which is more practical.

If Core SWX receives defective product for warranty repair and they are found to be defective as a result of misuse or other damage, not caused by normal wear and tear, Core SWX will notify the customer of an estimate of repair. Customer will incur costs. There are no further warranties, either expressed or implied, including warranties of merchantability or fitness for a particular purpose that has any bearing upon this transaction.



91B Commercial St. Plainview NY 11803 USA

Web: www.coreswx.com Email: sales@coreswx.com

Tel: +1 516-595-7488 Fax: +1 516-595-7492

Copyright © 2019

All rights reserved

Disclaimer

The information contained in this manual is believed to be correct at the time of issuance. Core SWX, LLC. reserves the right to make the changes to the information or specifications without obligation to notify any person of such revisions or changes. Changes will be incorporated in new versions of the manual.

Core SWX, LLC. reserves the right to make changes to product design and functionality without notification.

Trademarks

All product trademarks and registered trademarks are the property of Core SWX, LLC. All other trademarks and registered trademarks are the property of the respective companies.